



CRASH parete 250

Wall lamp
hand-thumped steel cm 250X62

Spred +/- cm 10 - 15

Weight kg 13

3 led COB
10W - max 500mA
6800 Lm emitted
3000°K - CRI>85
Phase cut dimmable
power supply included

2700°K and other dimming
ways on request

AVAILABLE FINISHING

embossed white
embossed black
metallic anthracite
coffee
purple red

B 
N 
MA 
CA 
PR 





gold leaf
silver leaf
copper leaf
bronze leaf

TO 
TA 
TR 
TB 


gold leaf/white
silver leaf/white
copper leaf/white
bronze leaf/white

TO/B 
TA/B 
TR/B 
TB/B 

gold leaf/black
silver leaf/black
copper leaf/black
bronze leaf/black

TO/N 
TA/N 
TR/N 
TB/N 

gold leaf/metallic anthracite
silver leaf/metallic anthracite
copper leaf/metallic anthracite
bronze leaf/metallic anthracite

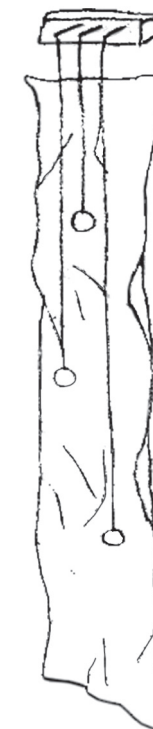

TO/MA 
TA/MA 
TR/MA 
TB/MA 

gold leaf/coffee
silver leaf/coffee
copper leaf/coffee
bronze leaf/coffee

TO/CA 
TA/CA 
TR/CA 
TB/CA 

gold leaf/purple red
silver leaf/purple red
copper leaf/purple red
bronze leaf/purple red

TO/PR 
TA/PR 
TR/PR 
TB/PR 



250

62